



LED LAMP
FOR EXAMINATION
AND MINOR SURGERY

SOLED15



SOLED15

IS THE LED EXAMINATION LIGHT FOR DIAGNOSTICS, MINOR SURGERY AND UNIVERSAL APPLICATIONS IN VETERINARY PRACTICES AND CLINICS.

SOLED15



SOLED15 contains all the advantages of LED technology and is suitable for multipurpose uses thanks to its flexibility.

It assures:

- EXCELLENT LIGHT INTENSITY
- IR-FREE LIGHT BEAM
- COLOUR TEMPERATURE (CCT) OPTIMAL
- COLOUR RENDERING INDEX (CRI) ELEVATED
- LONG LIFE
- LOW POWER CONSUMPTION

The high technological level combined with the use of high-powered LEDs allow **SOLED15** to have a very linear yield and a negligible performance decay for its entire life duration. Thanks to the high efficiency achieved, **SOLED15** has a light intensity of 65.000 LUX (85.000 LUX with "Boost" function) and a low power consumption. The LEDs layout gives a visual comfort and produces a uniform, homogeneous and shadowless light.

The new "SEL" function allows the selection of single parts of the light beam and the activation of the desired LEDs in a sequential way according to the requirements and needs. "Boost" function or "brightness increase" is used to obtain a maximum light intensity in case of a wide light field. This approximate 20% increase deactivates automatically after 5 minutes.

SOLED15 has a round shape that makes it handy and functional both in use and move. Its easy-to-move structure is suitable for diagnostics, test labs and dental surgery and its easy-to-grip handle is removable and sterilizable.

SOLED15 can be supplied with ABPS (optional), a rechargeable battery powered system, which supplies efficient light for every condition of use. The lamp supplies efficient light in particular use cases such as:

- in critical regions
- in emergency situations
- in case of sudden black-outs
- where light has great importance but electrical power supply is not available
- as a back-up lamp on field hospitals without UPS or power generators



SOLED15 WITH ABPS BATTERY

- The lamp with ABPS has the same performance
- The structure which covers and protects the battery is made of resistant plastic
- The control panel on the structure allows managing: residual charge, type of power supply, recharge status and electrical power supply presence.



SOLED15 CONTROL PANEL

SOLED15 is provided with a touch panel to control all the functions of the lamp:

- **ON/OFF**
- **LIGHT INTENSITY ADJUSTMENT**
- **PARTS SELECTION (SEL)**
- **BRIGHTNESS INCREASE (BOOST)**



TECHNICAL SHEET

Power supply input voltage	100-240 Vac - 50/60 Hz	Colour Rendering Index (Ra/R9/R13)	98/96/100
Power consumption	24 VA	Working distance	70 - 150 cm
Protection class (EN 60601-1)	I	Light intensity adjustment	Stepless
Light head working voltage	24 Vdc	Light head diameter / Weight	24 cm / 2,1 kg
LED average life	60.000 Hours about	Handle	Removable and sterilizable
Maximum light intensity, E _c	65.000 LUX @ 100 cm (85.000 LUX, with Boost @ 100 cm)	Colour	RAL 9002
Colour Temperature, CCT	4.500 K		

E & O.E.

Note: All photometric values are subject to 10% tolerance. All data are according to reference Standard: EN 60601-2-41, at a distance of 100 cm.

TECHNICAL FEATURES ABPS

Input voltage	100-240 Vac - 50/60 Hz	100-240 Vac - 50/60 Hz
Output voltage to light head	24 Vdc	24 Vdc
Protection class (EN 60601-1)	I	I
Battery number / Capacity	2 / 28 Ah	2 / 18 Ah
Autonomy when at max. power	24 Hours about	10 Hours about
Max. recharge time	8 Hours about	4 Hours about
ABPS total weight (Trolley included)	36 Kg	28 Kg

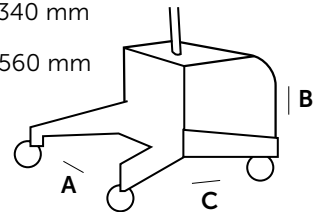
E & O.E.

BATTERY DIMENSIONS

A = 560 mm

B = 340 mm

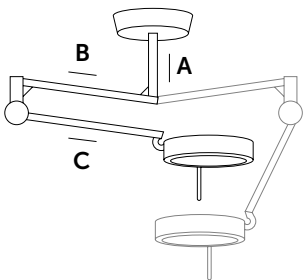
C = 560 mm



SOLED15 IS AVAILABLE IN THE FOLLOWING CONFIGURATIONS

CEILING MOUNTED

(Single, twin dome or in combination with SOLED15-F, ACEMSO15F and STARLED3 NX)

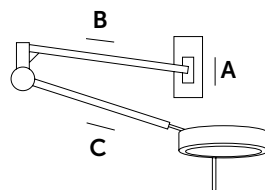


A = FROM 250 TO 1.100 mm

B = 800 mm

C = 720 mm

WALL MOUNTED



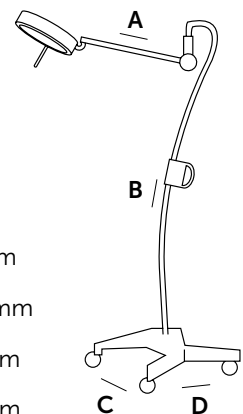
A = 240 mm

B = 800 mm

C = 720 mm

TROLLEY MOUNTED

(ABPS battery on demand)



A = 720 mm

B = 1.750 mm

C = 560 mm

D = 560 mm

SOLED15

ACEM IS A REGISTERED TRADEMARK OF ACEM S.P.A.
ACEM ALL RIGHTS RESERVED
ACEM RESERVES THE RIGHT TO MODIFY THE DESIGN
AND SPECIFICATIONS CONTAINED HEREIN WITHOUT ANY PRIOR NOTICE

DEP.VET.SOLED15.EN r2601



ACEM SPA
info@acem.it
WWW.ACEM.IT



Management
System
ISO 13485:2016
ISO 9001:2015



www.tuv.com
ID: 9105086197