

ACEMST35/57

ACEM IS A REGISTERED TRADEMARK OF ACEM S.P.A.
ACEM ALL RIGHTS RESERVED ACEM RESERVES
THE RIGHT TO MODIFY THE DESIGN AND SPECIFICATIONS
CONTAINED HEREIN WITHOUT ANY PRIOR NOTICE

DEP.ACEMST35/57.EN r2401



ACEM SPA | VIA DELLA TECNICA 29,
40050 - ARGELATO, BOLOGNA - ITALY
PH +39 051 721844 | info@acem.it

WWW.ACEM.IT



Management
System
ISO 13485:2016
ISO 9001:2015
www.tuv.com
ID: 9105086197



LED SURGICAL
LAMPS

ACEMST35/57



ACEMST57

IT FEATURES 140 LEDS DISTRIBUTED INTO 35 CLUSTERS ENSURING OPTIMAL WORKING CONDITIONS AND VISUAL COMFORT IN THE OPERATING ROOM. THE LAMP IS OPERATED THROUGH TOUCHSCREEN PANEL OR GESTURE CONTROL MODE (ON DEMAND) AND EQUIPPED WITH AN INNOVATIVE AUTOMATIC SANITIZING SYSTEM (OPTIONAL).

ACEMST35

THE LAMP FEATURES 84 LEDS DISTRIBUTED INTO 21 CLUSTERS ENSURING OPTIMAL ILLUMINATION IN EVERY OPERATING ROOM. IT IS COMPACT, RESISTANT, EASY TO USE AND CLEAN AND EQUIPPED (ON DEMAND) WITH AN AUTOMATIC SANITIZING SYSTEM FOR HYGIENICALLY SAFE HOSPITAL ENVIRONMENTS.

ACEMST57



ACEMST35/57

ILLUMINATION IS AN ESSENTIAL ELEMENT IN THE OPERATING ROOM AND SIGNIFICANTLY AFFECTS THE PROGRESS OF THE SURGERY. FOR THIS PURPOSE, ACEM LAUNCHED **ACEMST35/57** SURGICAL LAMPS WITH VERY HIGH PERFORMANCE AND ABLE TO GUARANTEE OPTIMAL WORKING CONDITIONS AND VISUAL COMFORT IN ANY SITUATION OF USE IN THE OPERATING ROOM.


THANKS TO THE USE OF LED TECHNOLOGY **ACEMST35/57** LAMPS ENSURE A PERFECT ILLUMINATION OF SMALL AND LARGE OPERATING FIELDS PRODUCING A WHITE, WARM OR COLD, BRILLIANT, UNIFORM, SHADOW-FREE AND LONG-LASTING LIGHT. THE USE OF **ACEMST35/57** IS SIMPLE AND USER-FRIENDLY. STURDY, BUT EASY TO MOVE, THEY HAVE A COMPACT DESIGN THAT MAKES THEM COMPATIBLE WITH THE LAMINAR FLOWS IN THE OPERATING ROOM. THE SMOOTH AND CONTINUOUS SURFACE FACILITATES CLEANING OPERATIONS WHILE THE PLASTIC MATERIAL USED FOR THE LIGHT EMITTING SURFACE IS HIGH PERFORMING AND RESISTANT.

ACEMST35/57 ARE EQUIPPED (ON DEMAND) WITH AUTOMATIC SANITIZING PROGRAM (ASP), AN INNOVATIVE FUNCTION THAT ALLOWS TO SANITIZE THE ENVIRONMENT IN WHICH THEY ARE USED. THE PROGRAM TO BE ACTIVATED BEFORE AND AFTER THE SURGERY, USES SPECIAL EMITTERS WHICH ALLOW THE "ILLUMINATED" SURFACES TO BE SANITIZED, AUTOMATICALLY CALCULATING THE ENERGY DOSE NECESSARY TO CARRY OUT SANITIZATION.


AUTOMATIC SANITIZING PROGRAM (ASP) IS EFFECTIVE IN REDUCING THE PRESENCE OF BACTERIA, VIRUSES, SPORES, MOLDS, FUNGI AND PATHOGENS, ALSO CONTRIBUTING TO THE DECOMPOSITION OF VOLATILE ORGANIC COMPOUNDS, RESPONSIBLE FOR BAD SMELLS. SANITIZATION IS ALSO EFFECTIVE AGAINST COVID-19 VIRUS AND GENERATES OPTIMAL SANITIZATION CONDITIONS FOR ANY TYPE OF HOSPITAL ENVIRONMENT, SUCH AS OPERATING ROOMS, CLINICS AND HOSPITAL ROOMS.

ACEMST35/57 offer a high quality illumination characterized by:

- **Uniform and brilliant brightness**, thanks to LED technology, with the possibility to choose between warm or cold white light
- **Efficiency**, thanks to **LED matrix light**, generating an optimal light beam through targeted control of the switching on/off of the single LEDs in the optical group
- **Absence of shadows**, thanks to the **Automatic Shadowless Mode (ASM)**
- **Customizable adjustment**, the user can adapt the light beam according to preferences and needs
- **Depth**, through the **Light Depth Enhancement (LDE)** function
- **Excellent color rendering and adjustable color temperature**, for optimal light quality



ACEMST35



ACEMST57

STANDARD CONTROL PANEL

Cypress capacitive technology allows to manage all the functions of the lamp with a simple touch, adjusting:

- **LI – Light Intensity**
- **CT – Colour Temperature**
- **SS – Spot Size**
- **ELM – Endo Light Mode** - Green light, specific for endoscopic procedures
- **LDE – Light Depth Enhancement** - Light enhancement in the center of the beam ideal for in-depth surgery
- **ASM – Automatic Shadowless Mode** - Shadow-free light
- **FALM – Full Auto Light Management** - Shadow-free light beam with constant light intensity and spot size, regardless of the working distance, ideal for the operating room
- **DWS – Device Wireless Synchronization** - Single Control for all the devices on the same network (MASTER/SLAVE Lamp or REMOTE Control Unit)

PREMIUM CONTROL PANEL (OPTIONAL)

The following programs are added to the functions of STANDARD control panel:

- **CAM – Videocamera** - Adjusts the functions of the video camera connected to the lamp (if present)
- **ASP – Automatic Sanitizing Program** - Program for the sanitization of "illuminated" surfaces using special emitters that automatically calculate the time and/or power (DOSE) of energy necessary for sanitization (optional)



STANDARD



PREMIUM

PERFECT ILLUMINATION IN ANY SITUATION

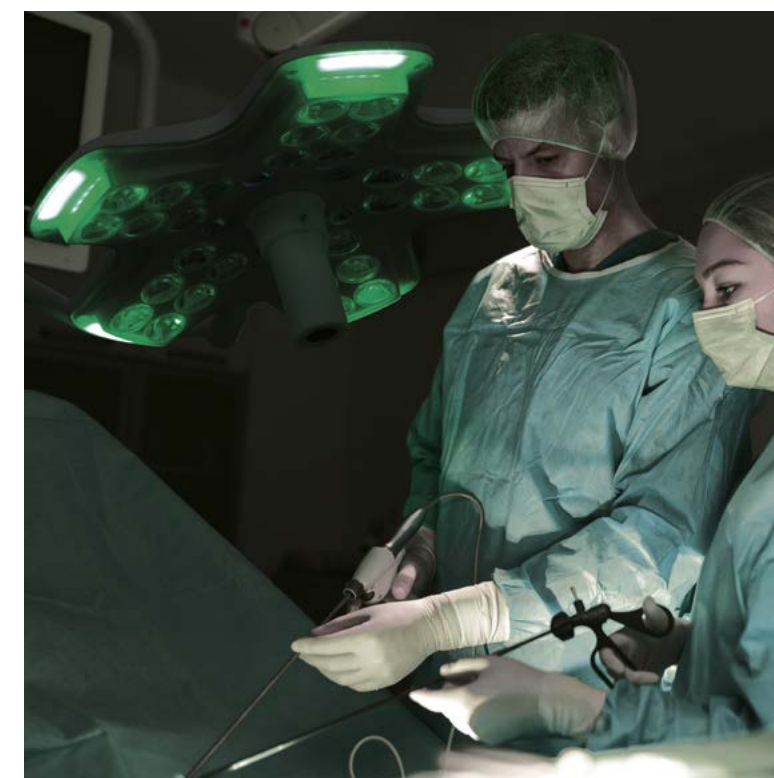
The latest generation technology of **ACEMST35/57** is highly performing and guarantees optimal lighting conditions for any type of surgery and tissue to be treated.

The **Endo Light Mode (ELM)** program uses wavelength to produce a diffused green light, particularly suitable for endoscopic procedures.

The integrated function **Light Depth Enhancement (LDE)** generates a light beam in the center allowing a clear and precise view of cavities during in-depth surgery.

The **Automatic Shadowless Mode (ASM)** guarantees shadow-free lighting. Thanks to the obstacle detection sensors, the system works by temporarily dimming the LEDs obscured by the obstacle and intensifying those in free areas.

The **Full Auto Light Management (FALM)** function ensures constant shadow-free light, intensity and size of the light spot regardless of the working distance.



ACEMST35/57 lamps are user-friendly and simple to use, they can be operated in two ways.

TOUCHSCREEN CONTROL PANEL PREMIUM (optional) It is located on the light head and allows to:

- **Operate and adjust** each single light head separately or multiple ones simultaneously
- **Customize** any parameter based on work needs
- **Configure** customized lighting based on the current situation
- **Manage** all the functions of the camera systems (if present)

GESTURE CONTROL HANDLE (optional) This option allows to make all the essential adjustments with a simple gesture of the hand.

The functions are:

- **Light field size**
- **Light intensity**
- **Color temperature**

OPTIMAL COLOR RENDERING **ACEMST35/57** are equipped with an optimal color rendering and excellent reproduction index of red tones.

ADJUSTABLE COLOR TEMPERATURE **ACEMST35/57** boast a wide range of color temperature adjustment in a continuous, linear and step-free mode to guarantee a perfect contrast vision and optimal differentiation of the various tissues to be treated.

ACEMST35



INTEGRATED AND SEPARATE VIDEO CAMERA SYSTEMS **ACEMST35/57** are designed for the integration of **FULL HD** and **4K medical camera systems**, also wireless, to be installed directly into the central handle of the lamp or on a separate arm.

ERGONOMIC AND ASEPTIC DESIGN The smooth and continuous surfaces of the lamps facilitate cleaning operations and **guarantee maximum hygiene**. The material used is highly resistant to abrasion and disinfectants ensuring complete and **long-lasting cleaning**.

ADVANTAGEOUS COST-BENEFIT RATIO The lamps are designed and manufactured offering an advantageous cost-benefit ratio, determined by:

- **Durability of the products**, thanks to the use of high quality materials and strict controls
- **Reduced energy consumption**, high-performance and durable LED technology
- **Low operating costs**, due to the simplicity of assembly and maintenance

DATA SHEET

ACEMST35		ACEMST57	
LED Expected service life	60,000 hours	LED Expected service life	60,000 hours
Light field diameter d10	21 cm ~ 36 cm stepless	Light field diameter d10	21 cm ~ 36 cm stepless
Max. Light intensity Ec	160,000 Lux	Max. Light intensity Ec	160,000 Lux
Color temperature	3,000 K ~ 5,700 K stepless	Color temperature	3,000 K ~ 5,700 K stepless
Light intensity adjustment	10% ~ 100% stepless	Light intensity adjustment	10% ~ 100% stepless
Color rendering index Ra/R9/R13	99/98/99	Color rendering index Ra/R9/R13	99/98/99
Light head diameter	61 cm	Light head diameter	74 cm

Note: All photometric values are subject to 10% tolerance. All data are according to reference Standard: EN 60601-2-41, at a distance of 100 cm.