



FOCUSABLE LED LAMP
FOR EXAMINATION
AND MINOR SURGERY

SOLED15-F



SOLED15-F

IS THE LED EXAMINATION LIGHT FOR DIAGNOSTICS, MINOR SURGERY AND UNIVERSAL APPLICATIONS IN VETERINARY PRACTICES AND CLINICS.

SOLED15-F

SOLED15-F contains all the advantages of LED technology and is suitable for multipurpose uses thanks to its flexibility.

The lamp assures:

- EXCELLENT LIGHT INTENSITY
- IR-FREE LIGHT BEAM
- LIGHT BEAM FOCUSING
- COLOUR TEMPERATURE (CCT) OPTIMAL
- COLOUR RENDERING INDEX (CRI) ELEVATED
- LONG LIFE
- LOW POWER CONSUMPTION

The high technological level combined with the use of high-powered LEDs allow **SOLED15-F** to have a very linear yield and a negligible performance decay for its entire life duration.

SOLED15-F has a light intensity of 50.000 LUX (large spot light beam) increasable up to 77.000 LUX (small spot light beam) and a low power consumption (24 W). The LEDs layout gives a visual comfort and produces a uniform, homogeneous and shadowless light.

SOLED15-F grants a uniform distribution of light and can focus the light beam with a perfect illumination both on the surface and in depth providing the operator with the best working conditions.


SOLED15-F has a round shape that makes it handy and functional both in use and move. Its easy-to-move structure is suitable for diagnostics, test labs and dental surgery and its easy-to-grip handle is removable and sterilizable.

SOLED15-F can be supplied with ABPS (optional), a rechargeable battery powered system, which supplies efficient light for every condition of use. The lamp supplies efficient light in particular use cases such as:

- in critical regions
- in emergency situations
- in case of sudden black-outs
- where light has great importance but electrical power supply is not available
- as a back-up lamp on field hospitals without UPS or power generators

SOLED15-F WITH ABPS BATTERY

- The lamp with ABPS has the same performance
- The structure which covers and protects the battery is made of resistant plastic
- The control panel on the structure allows managing: residual charge, type of power supply, recharge status and electrical power supply presence.



SOLED15-F CONTROL PANEL

SOLED15-F is provided with a touch panel to control all the functions of the lamp:

- **ON/OFF**
- **LIGHT INTENSITY ADJUSTMENT**
- **LIGHT BEAM FOCUSING**



TECHNICAL SHEET

Power supply input voltage	100-240 Vac - 50/60 Hz	Colour Rendering Index (Ra/R9/R13)	98/96/100
Power consumption	24 VA	Working distance	70 - 150 cm
Protection class (EN 60601-1)	I	Light intensity adjustment	Stepless
Light head working voltage	24 Vdc	Light head diameter / Weight	24 cm / 2,1 kg
LED average life	60.000 Hours about	Handle	Removable and sterilizable
Maximum light intensity, Ec	Small spot 77.000 LUX @ 100 cm Large spot 50.000 LUX @ 100 cm	Colour	RAL 9002
Colour Temperature, CCT	4.500 K		

E.S.O.E.

Note: All photometric values are subject to 10% tolerance. All data are according to reference Standard: EN 60601-2-41, at a distance of 100 cm.

TECHNICAL FEATURES ABPS

Input voltage	100-240 Vac - 50/60 Hz	100-240 Vac - 50/60 Hz
Output voltage to light head	24 Vdc	24 Vdc
Protection class (EN 60601-1)	I	I
Battery number / Capacity	2 / 28 Ah	2 / 18 Ah
Autonomy when at max. power	24 Hours about	10 Hours about
Max. recharge time	8 Hours about	4 Hours about
ABPS total weight (Trolley included)	36 Kg	28 Kg

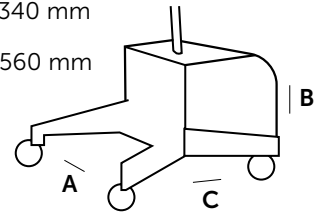
E.S.O.E.

BATTERY DIMENSIONS

A = 560 mm

B = 340 mm

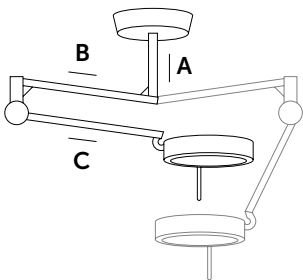
C = 560 mm



SOLED15-F IS AVAILABLE IN THE FOLLOWING CONFIGURATIONS

CEILING MOUNTED

(single, twin dome or in combination with SOLED15, ACEMSO15F, STARLED3 NX)

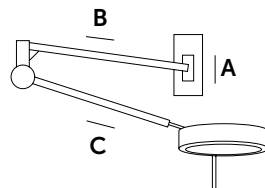


A = FROM 250 TO 1.100 mm

B = 800 mm

C = 720 mm

WALL MOUNTED



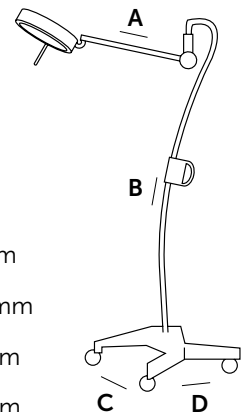
A = 240 mm

B = 800 mm

C = 720 mm

TROLLEY MOUNTED

(ABPS battery on demand)



A = 720 mm

B = 1.750 mm

C = 560 mm

D = 560 mm

SOLED15-F

ACEM IS A REGISTERED TRADEMARK OF ACEM S.P.A.
ACEM ALL RIGHTS RESERVED
ACEM RESERVES THE RIGHT TO MODIFY THE DESIGN
AND SPECIFICATIONS CONTAINED HEREIN WITHOUT ANY PRIOR NOTICE

DEP.VET.SOLED15-F.EN r2301



ACEM SPA | VIA DELLA TECNICA 29,
40050 - ARGELATO, BOLOGNA - ITALY
PH +39 051 721844 | info@acem.it

WWW.ACEM.IT



Management
System
ISO 13485:2016
ISO 9001:2015

www.tuv.com
ID 9105086197

