

# Hospimedia<sup>®</sup>

I N T E R N A T I O N A L

## Retinal Implant Could Help Restore Partial Vision

A retinal prosthesis could help restore some vision by electrically stimulating the nerve cells that normally carry visual input from the retina to the brain.

Researchers at MIT (Cambridge, MA, USA; [www.mit.edu](http://www.mit.edu)) designed the retinal implant for people who have lost their vision from retinitis

*Cont'd on page 4*

## Pulmonary Embolism and Drug Reactions Head List of Medical Diagnostic Errors

The results of a new survey show that pulmonary embolism (PE), and drug reactions or overdoses are the most common diagnostic errors committed or observed by physicians.

Researchers at Brigham and Women's Hospital (Boston, MA, USA; [www.brighamandwomens.org](http://www.brighamandwomens.org))

surveyed clinicians to solicit perceived cases of missed and delayed diagnoses. To do so, a six-item written survey was administered at 20 grand rounds presentations across the United States, and by mail at two collaborating institutions. Respondents were asked to report three cases of

*Cont'd on page 4*

## Liver Cells Grown from Human Skin Cells

Scientists have successfully produced liver cells from patients' skin cells, opening the possibility of treating a wide range of diseases that affect liver function. The study was led by Stephen A. Duncan, professor of human and molecular genetics at the Medical College of Wisconsin (Milwaukee, WI, USA; [www.mcw.edu](http://www.mcw.edu)). "This is a crucial step forward towards developing therapies that can potentially

*Cont'd on page 5*

## MR-Guided Focused Ultrasound Set to Transform Surgery

Magnetic resonance-guided focused ultrasound (MRgFUS) is fast becoming a technology that has the potential to revolutionize medical care worldwide. MRgFUS is a noninvasive outpatient surgical procedure that uses high-intensity focused ultrasound waves to ablate tissue in combination with magnetic resonance imaging (MRI), which guides and monitors the treatment.

*See article on page 2*

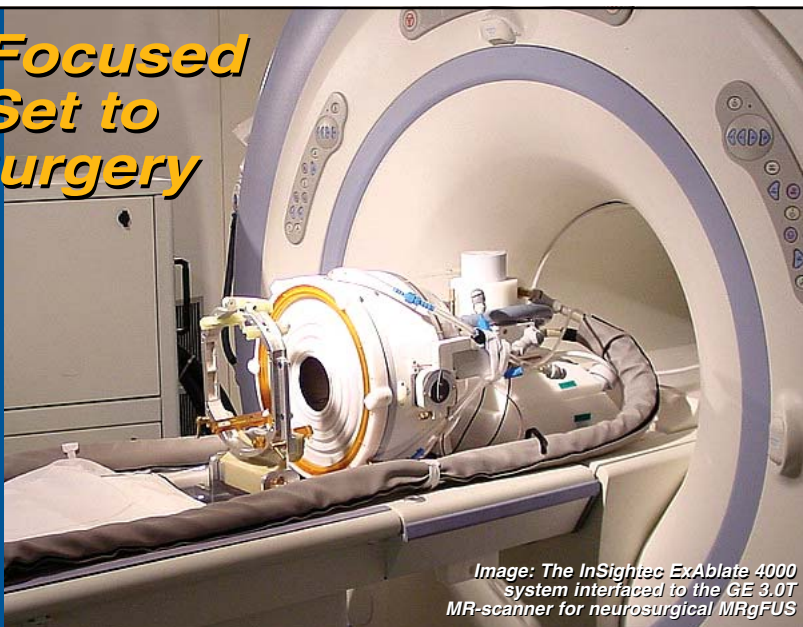


Image: The InSightec ExAblate 4000 system interfaced to the GE 3.0T MR-scanner for neurosurgical MRgFUS

## Older Red Blood Cells May Double Mortality Rate

Severe trauma patients requiring a major blood transfusion are twice as likely to die if they receive red blood cells (RBCs) stored for a month or longer, according to a new study. Researchers at the Connecticut Children's Medical Center (Hartford, USA; [www.ccmckids.org](http://www.ccmckids.org)) conducted a retrospective cohort study that included 202 patients with traumatic injuries that compared patients

*Cont'd on page 6*

VISIT **LINKXPRESS.COM**  
READER SERVICE PORTAL

- ▶ Renew/Start your Free Subscription
- ▶ Access Interactive Digital Magazine
- ▶ Instant Online Product Information:

- 1 Identify **LinkXpress**® codes of interest as you read magazine
- 2 Click on **LinkXpress.com** to reach reader service portal
- 3 Mark code(s) of interest on **LinkXpress**® inquiry matrix

If your subscription is not renewed every 12 months your Free Subscription may be automatically discontinued

### New Instrument Monitors and Manages Asthma Treatment

A new diagnostic tool measures a patient's wheezing before and after tests with a bronchodilator, thereby demonstrating the effectiveness of asthma treatments.

The KarmelSonix Wheezometer quantifies wheezing activity by measuring the wheeze rate (Wz%), the portion of the respiratory cycle occupied by wheezing. The device

*Cont'd on page 6*

### GE Launches Health-Tech Venture Fund

A new equity investment fund has been launched to invest in high potential healthcare technology companies. General Electric (GE) (Fairfield, CT, USA; [www.ge.com](http://www.ge.com)) announced the formation of the GE Healthymagination Fund ([www.healthymaginationfund.com](http://www.healthymaginationfund.com)), a new equity fund that will make investments in highly promising healthcare technology companies. The fund will invest in companies globally that have innovative diagnostic, information technology (IT), and life-science technologies aligned with the strategic objectives of GE's Healthymagination initiative. The fund will also support healthcare companies developing innovative and unique business models and services.

*Cont'd on page 46*

### INSIDE

Research Highlights	8
Industry News	46
International Calendar	47

### Medical Imaging

News Update	14
Product News	14, 16
Technical Literature	20

### Critical Care

News Update	24
Product News	24, 26, 28
Technical Literature	30

### Surgical Techniques

News Update	34
Product News	34, 36, 38
Technical Literature	40

### Health IT

News Update	42
Product News	42, 44

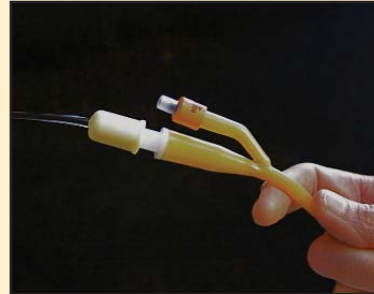
GLOBETECH >>> MEDIA <<<      BPA



### DILATOR SHEATH Spectranetics

The VisiSheath is designed for use as an independent sheath, or as an outer support sheath in conjunction with compatible inner sheaths. The VisiSheath is intended to help physicians free cardiac leads from internal scar tissue by dilating the tissue.

LINKXPRESS.COM HMI-01-10 233



### URINARY CATHETER VALVE ProtekMed

The Tru-flu is designed for use in place of a bag, with a valve that connects to the end of the catheter tube and slides open and closed easily with one hand. Tru-flu offers a secure, leak-free seal, and can be drained directly into a commode at the convenience of the patient.

LINKXPRESS.COM HMI-01-10 234



### SAFETY SCALPEL Precision Medical Devices

The ThumbBlade enables one-handed activation smoothly and safely by right- or left-handed practitioners with no contact with the exposed blade. The extra-sharp blades are stainless steel, presterilized, and disposable after single use.

LINKXPRESS.COM HMI-01-10 235



### SILICONE SHEETING ScarHeal

The Scar Fx reusable sheeting is a self-adhering, medical silicone used for scar therapy treatment. The Scar Fx is effective on keloid scars, hypertrophic scars, breast and surgical scars, C-section scars, traumatic scars, abdominal scars, and burns.

LINKXPRESS.COM HMI-01-10 236

## Medical Examination Lamp Provides UV and IR-Free Illumination

A leading surgical lighting company evolved its medical examination lamp to use LEDs (Light Emitting Diodes). Called the STARLED1 EVO, the examination lamp is manufactured incorporating LED technology to produce a cold clean light, free of

ultraviolet (UV) or infrared rays (IR). The examination lamp consists of a cluster of seven LEDs, and mounts on an articulated or a flexible arm, installed on a variety of table clamps, wall brackets, rails, or trolleys. The LEDs emit a pure white light.

The lamp produces a 9-cm diameter light field at 50 cm. The light color temperature is 4,900 K, and the color-rendering index (CRI) stands at better than 88. The lamp provides illuminance of 50,000 lx at 50 cm, and adjusts from 25,000 lx to 50,000 lx without altering its emission features.

The absence of IR means the lamp does not contribute heat to the environment. Thus, the illumination system's power requirement is very low. With average life of LEDs at 50,000 hours, the system's average life cycle surpasses that of conventional light bulbs by a factor of nearly 100, while maintaining a linear yield and light-emission accuracy that remains constant over time. In addition, the lamp's design contributes to stability, easy of use, and proper cleaning protocols. The STARLED1 EVO is manufactured by ACEM Medical Co. (Bologna, Italy; [www.acem.it](http://www.acem.it)), a company specializing in medical lighting and the X-ray sector.



Image: Trolley-mounted articulated STARLED1 examination lamp (Photo courtesy of ACEM Medical).

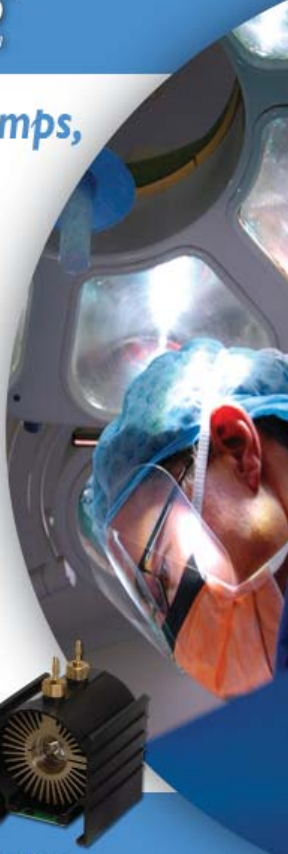


## Medical Replacement Lamps, Modules, Batteries & Accessories for

Surgical, O.R., Exam, Diagnostic & Dental Equipment, Microscopes & More

All Major Manufacturers including:

Osram Sylvania	Higuchi	Haag-Streit
Philips	Carley Lamps	Spectronics
GE	Eiko	Iwasaki
Ushio	Olympus	Hosobuchi
PerkinElmer	Dr. Fischer	
Luxtel	Hanaulux	
Welch Allyn	Nikon	
Heine	Neitz	
Keeler	Leica/Leitz	
Propper	Zeiss	



Distribution Centers in:

Farmingdale, NY (Corp. HQ) - Miami, FL - NYC, NY  
Munich, Germany - Las Vegas, NV - Hollywood, CA - Orlando, FL  
[www.bulbtronics.com](http://www.bulbtronics.com) US 1-800-643-9767 Int'l 00-1-631-247-4370

LINKXPRESS.COM HMI-01-10 139



Hospital infection control products

Products:

- Air cleaner
- Air Curtain
- Clean Tower
- HEPA Filter Box
- Positive air System
- Room pressure Monitor

Negative air system  
For H1N1, bird flu  
Isolation rooms



[info@apcint.com](mailto:info@apcint.com)  
<http://www.apcint.com>

Distributor are welcome



UVC stand



UVC sanitizer package

LINKXPRESS.COM HMI-01-10 166

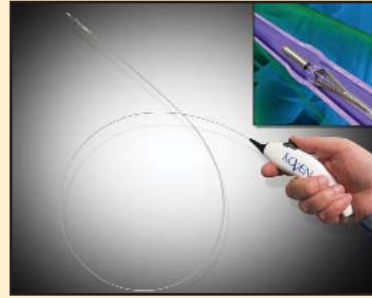


## SURGICAL LIGHTING

Medical Illumination International

The System Two product line features a variety of models and mounting options, including cameras and video monitors. The System Two line is available in traditional halogen bulb models, as well as the newer MH metal halide bulb models.

LINKXPRESS.COM HMI-01-10 229



## VALVULOTOME

Koven Technology

The BSAVED was designed to maximize the safety and efficiency of valvulotomy procedures. The design allows the surgeon to maintain control by adjusting the blade diameter while inside the vessel, minimizing risk to the vein wall, and ensuring that valves are cut cleanly.

LINKXPRESS.COM HMI-01-10 230



## LARYNGOSCOPE

Timesco

The XLED is designed to give users the best possible level of luminance with up to 3,270 lux of brilliant white light, while offering the optimum spectral irradiance output to create a highly defined view of an airway. The XLED laryngoscope handle is also designed to be fully autoclavable.

LINKXPRESS.COM HMI-01-10 231



## VIDEO LARYNGOSCOPE

Verathon Medical

The single-use Cobalt GVL Stat with GlideScope video baton provide a clear, real-time view of the airway and tube placement, enabling quick intubation. The Cobalt system is considered ideal for fast-paced intubation settings, such as the OR, ED, ICU, and NICU.

LINKXPRESS.COM HMI-01-10 232



## Novel Hip Resurfacing System Helps Preserve Bone

A new hip resurfacing system is designed to offer pain relief and restoration of function, while retaining as much healthy bone as possible and preserving future surgery options, including a primary total hip replacement.

The Conserve Plus Total Hip Resurfacing System contains a femoral and acetabular component configuration and is made of a metal-on-metal cobalt chromium molybdenum alloy. Among the advantages of the Conserve Plus system are conservation and preservation of bone stock, approximation of normal joint physiology and increased range of motion (ROM), improved stability, minimal morbidity, and easy revision (if necessary) since it does not violate the femoral canal. The device ranges in size from 36 mm – 56 mm on the femoral side, comparing favorably in regards to range of motion with traditional 22 mm, 28 mm, and 32 mm femoral heads. The clearance between components is size-dependent and ranges from 90  $\mu$  to 200  $\mu$  of diametral clearance, each bearing size having an optimized gap for maximum fluid film thickness.

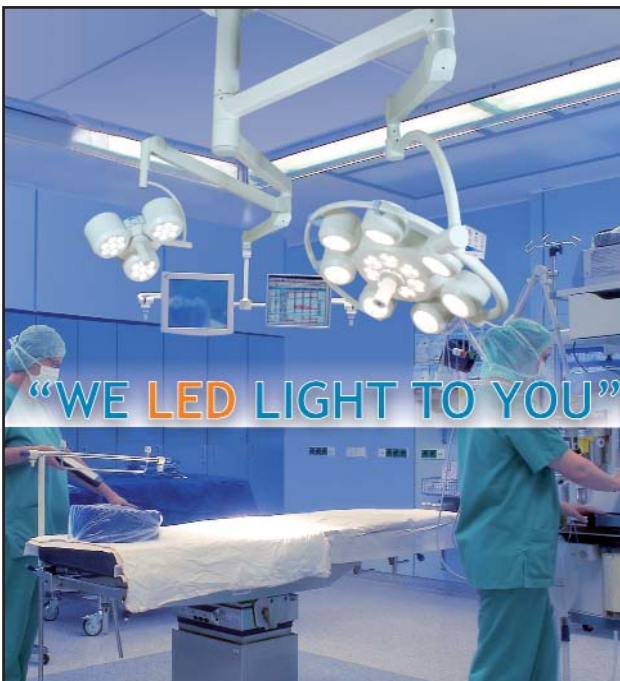
The maximum range of motion with the Conserve Plus system is 167°, compared to 130° with traditional 28 mm heads; this range of motion decreases the likelihood of postoperative dislocation, which is the second leading cause of hip replacement failures.

The Conserve Plus Total Hip Resurfacing System is a product of Wright Medical (Arlington, TN, USA; [www.wmt.com](http://www.wmt.com)), and has been approved by the U.S. Food and Drug Administration (FDA).

“Hip resurfacing represents a valuable alternative to younger, more active patients who desire a hip reconstruction that more anatomically mimics the natural hip,” said Patrick Fisher, Sr., director of marketing for Wright’s hip franchise. “We have learned that this is an option for patients who meet the criteria for hip resurfacing, and these individuals tend to be very enthusiastic and outspoken about their positive results.”

Metal-on-metal articulation devices are typically associated with cobalt-chromium-molybdenum alloy that has a high carbon content (over 0.20%). In addition, two types of processes used in manufacturing the cobalt chromium molybdenum components: casting and forging of the material. Although the chemical composition can be identical between the two materials, there is a structural difference; the grain size of the forged alloy is typically less than 10  $\mu$ , whereas the grain size for the cast material ranges from 30  $\mu$  to 1000  $\mu$ . Tests have shown less wear with cast high carbon alloy than forged alloy, although due to the limited number of samples, the difference has a low statistical reliability.

Image: The Conserve Plus total hip resurfacing system (Photo courtesy of Wright Medical).



## MEDICAL LIGHTING SYSTEM



### STARLED SERIES



a Division of ACEM S.p.A  
Bologna - ITALY

[www.acem.it](http://www.acem.it) - [info@acem.it](mailto:info@acem.it)

V I S I T  
**LINKXPRESS.COM**  
READER SERVICE PORTAL

- ▶ Renew/Start your Free Subscription
- ▶ Access Interactive Digital Magazine
- ▶ Instant Online Product Information: